

Dragi učenci, učenke.

Pred vami je **deveti** sklop navodil za delo pri predmetu TJA. Obsega vsebine za čas od **18. do 22. maja 2020**.

Pozorno berite navodila, ne pozabite na preverjanje odgovorov, rešitve so v prilogi.

Koda za dostop do digitalnega gradiva, ki je za vse učence enaka in bo veljavna do konca avgusta 2020, je

**835719518847**

Učne liste lahko natisnete in prilepите ali prepіšete. Besedišče/slovarčke prepіšite. Vsakič, ko se delo navezuje na učni list, sledite oznakam, npr. ❶. Isto oznako poiščite na naslednjih straneh.

**V tem tednu si vzemite čas za utrjevanje učnih vsebin. Izberite si poljubno temo v učbeniku in jo utrjujте. Ponovno poslušajte tudi zvočne posnetke in glasno ponavljajte besedilo.**

***Naloga tega tedna je fotografija 60. strani v delovnem zvezku. Pošljite jo na darinkasmit2020@gmail.com.***

***Nalogo pripnite kot pdf datoteko.***




V pomoč pri pretvarjanju jpg v pdf dokument je spodnja povezava.

<https://smallpdf.com/jpg-to-pdf>

Prijetne majske dni vam želim.

Darinka Šmit Bahčič



Gradivo	Vsebina
<p>V tem tednu nadaljujemo z obravnavo 6. enote – <b>Under the sea</b>. Utrjevali boste besedišče in vadili pisanje.</p>	
<p>Učbenik, str. 72/1</p> <p>UČNI LIST ①</p>	<p><b>LISTENING</b></p> <p><b>Naloga 1:</b> Za začetek boš naredil vajo slušnega razumevanja. Klikni na  in odgovarjaj z YES ali NO. Če katere od besed ne razumeš, poglej v slovarček na učnem listu ①. Vajo ponovi.</p> <p><b>Naloga 2:</b> Sedaj boš isto vajo naredil na drug način. Tokrat ponavljaj stavke (in NE odgovarjaj). Po potrebi posnetek vmes ustavi. Tudi to vajo naredi najmanj dvakrat.</p>
<p>Učbenik, str. 72/2</p> <p>UČNI LIST ①</p>	<p><b>READING and LISTENING</b></p> <p>Sam, Sophie, Lucy and Mark were at the aquarium. They wrote some postcards to their friends, aunts and grannies.</p> <p>Sam, Sophie, Lucy in Mark so bili navdušeni nad obiskom akvarija in svojemu prijatelju, teti in babici napisali razglednice. Najprej jih tiho preberi. Je kakšna beseda, ki je ne razumeš? Njen pomen poišči v slovarčku besed. ①.</p> <p>Nato klikni na .</p> <p><b>Naloga 1:</b> Poslušaj posnetek, poglej razglednici in odgovori z A ali B.</p> <p><b>Naloga 2:</b> Tokrat ponavljaj stavke (in NE odgovarjaj). Po potrebi posnetek vmes ustavi. Vajo naredi najmanj dvakrat.</p> <p>Z branjem in poslušanjem si se naučil tudi, kako obogatimo opis dogodka, živali ipd. To naredimo tako, da uporabimo pridevnike.</p> <p>Primer: <b>There was a BIG, DANGEROUS shark.</b></p> <p><b>Nadaljuj s pisanjem v zvezku: prepisi slovarček besed in nekaj pravil, ki si jih dobro zapomni.</b></p>
<p>Učbenik, str. 72/3</p>	<p><b>Poslušanje in izgovorjava</b></p> <p>Klikni na  . Poslušaj in glasno ponavljaj. Bodi pozoren na izgovorjavo zadnjega glasu: <b>octopuses</b> → <b>es se izgovori kot / IZ /</b>, medtem ko se beseda <b>sharks</b> izgovori tako, da je njen zadnji glas <b>/ S /</b>.</p> <p>Še enkrat preberi razglednice v 2. nalogi in pazi na izgovorjavo zadnjega glasu pri besedah, ki se končajo na -es ali -s. S ponovnim poslušanjem preveri, ali si izgovarjal pravilno.</p>

<b>UČNI LIST 2</b>	<b>UTRJEVANJE</b> Reši učni list in preveri rešitve.
<b>Delovni zvezek, str. 60</b>	<b>UTRJEVANJE</b> <b>Pozorno preberi navodila. Vaji reši šele, ko si boš dobro zapomnil pravila, ki si jih prepisal v zvezek.</b>  1. Pogledj si sličice in preberi besedilo. Ali povedi držijo (T) ali ne (F)?  2. Sledi črti in napiši povedi, nato oštevilči. Za vsako sličico napiši <u>dve povedi</u> . Prvo začni z THERE WAS/WERE, drugo pa z IT WAS ali THEY WERE. Prva poved govori o izgledu živali, druga pa o njihovem značaju ali obnašanju. Glej primer.  <b>To stran v delovnem zvezku fotografiraj in jo pošlji na <a href="mailto:darinkasmit2020@gmail.com">darinkasmit2020@gmail.com</a>.</b> Pošlji PDF datoteko v pokončni obliki.
<b>UČNI LIST 3</b>	<b>UTRJEVANJE</b> Reši vajo na učnem listu. Če si kaj pozabil, se vrni na razlago, ponovi in šele nato rešuj. Na koncu preveri rešitve.
<b>UČNI LIST 4</b>  <b>Spletna stran</b>	<b>THE POLAR BEAR</b> Spoznal boš polarnega medveda in utrjeval svoje znanje.  Oglej si videoposnetek: <a href="https://www.youtube.com/watch?v=T8Yvx9aZumc">https://www.youtube.com/watch?v=T8Yvx9aZumc</a> in poskusi rešiti vajo. Nič hudega, če česa ne razumeš - ta naloga je TEŽJA, lahko si pomagaš z rešitvami.
<div data-bbox="118 1281 416 1523" data-label="Image"> </div> <p data-bbox="437 1319 1453 1458"> Za ta teden si tako opravil/a vse naloge. Po lastni izbiri lahko vadiš tisto, kar ti je najtežje.  In ne pozabi – vrni se na poljubno temo v učbeniku in jo utrjuj. Ponovno poslušaj tudi zvočne posnetke in glasno ponavljaj besedilo. </p> <p data-bbox="437 1496 619 1529"> <i>Veliko uspeha!</i> </p>	

## 1 LISTENING and READING (str. 72)

### Vocabulary

a ticket - vstopnica, vozovnica (bus, train)

cold - hladno

rainy - deževno

I was at... - Bil(a) sem v...

a wonderful day – čudovit dan

a rock pool (with starfish) – skalni bazen (z morskimi zvezdami)

incredible - neverjeten

### DESCRIBING THINGS AND ANIMALS

Opis predmetov in živali

#### Remember!

Z branjem in poslušanjem si se naučil tudi, kako obogatimo opis dogodka, predmeta, živali ipd. To naredimo s pridevniki. Pridevnik ima svoje mesto PRED samostalnikom.

Primer: **There was a BIG, DANGEROUS shark.**

#### Be careful!

There was a/an + ednina

There was a small, white **fox**. **It was** hungry. (**a fox = it**)



There were + množina

There were small, white **foxes**. **They were** hungry. (**foxes = they**)




## 2 UČNI LIST

### WILD AND FREE

1. Look, listen and match. Besede poveži z ustreznimi slikami.

FRIENDLY BEARS	WHALES	DANGEROUS	WALRUSES	SEALS	POLAR
-------------------	--------	-----------	----------	-------	-------



2. Read and write. Preberi si vzorčno besedilo, nato pa dopolni besedilo pod njim z besedami v okvirčku. Ena beseda je odveč.

*There was a whale. It was big. There was a polar bear. It was dangerous. There were six walruses. They were grey. There were five seals. They were friendly.*

birds	whales	bears	foxes	walruses	free
-------	--------	-------	-------	----------	------

In the Arctic sea, there are two big, strong, white polar \_\_\_\_\_. There are two small, white \_\_\_\_\_. They are running \_\_\_\_\_. There are two big, friendly \_\_\_\_\_. They are swimming free. There are two big, grey \_\_\_\_\_ too.

3. Look, read and choose. Glej sliko, preberi in izberi pravi odgovor.



1.  I was at the aquarium in the afternoon.  
 I was at the aquarium in the morning.  
 I was at the zoo in the morning.



2.  There were two big walruses.  
 There were two big dolphins.  
 There were two big sharks.



3.  There were lots of starfish.  
 There were lots of crabs.  
 There were lots of seals.



4.  There were six small seahorses.  
 There were five small seahorses.  
 There were six small seals.



5.  There were lots of dolphins.  
 There were lots of eels.  
 There were lots of sharks.



6.  There was a friendly walrus.  
 There was a friendly seal.  
 There was a dangerous seal.

**3 Look, choose and write.** Glej slike živali in dopolni povedi s pomočjo besed v obeh oblakah (v prvem so pridevniki, v drugem samostalniki).

~~big, white~~ small, brown  
small, friendly big, dangerous  
big, green

~~polar bears~~ walruses  
crabs turtles seahorses



There were big white polar bears.



There were \_\_\_\_\_  
\_\_\_\_\_



There \_\_\_\_\_  
\_\_\_\_\_



\_\_\_\_\_

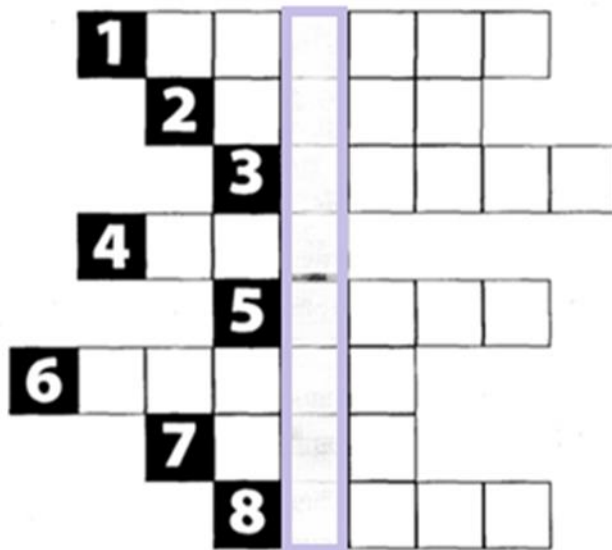


\_\_\_\_\_

# The Polar Bear Puzzle

What can the polar bear smell? What is under the ice? How much do you know about polar bears? Write the answers in the grid. The anagrams help you.

- 1 The mother polar bear makes a hole under the ice for her – (*siabbe*)
- 2 Polar bears have – under their feet (*riha*)
- 3 A baby polar bear is – when it is born (*nibld*)
- 4 A baby polar bear hasn't got – hair on its body when it is born (*yan*)
- 5 A polar bear can – at a speed of 10km an hour (*msiw*)
- 6 A polar bear's – is full of vitamin A (*vleir*)
- 7 Polar bears like to – Arctic foxes (*tae*)
- 8 Polar bears often – for up to 33 years (*vile*)





## Rešitve (deveti teden, 18. do 22. maj 2020)

### Učni list ②

2 bears, foxes, free, whales, seals

3

1 B, 2B, 3B, 4B, 5B, 6B

### Učni list ③

There were big, green turtles.

There were big, dangerous walruses.

There were two small, brown crabs.

There were small, friendly seahorses.

④ Polar bear:

1. babies, 2. hair, 3. blind, 4. any, 5. swim,  
6. liver, 7. eat, 8. live. The answer is: baby seal.