

Dragi učenci, učenke.

Skoraj je tu že poletje in pred vami je že **deseti** sklop navodil za delo pri predmetu TJA. Obsega vsebine za čas od **25. do 29. maja 2020**.

Pozorno berite navodila, ne pozabite na preverjanje odgovorov, rešitve so v prilogi.

Koda za dostop do digitalnega gradiva, ki je za vse učence enaka in bo veljavna do konca avgusta 2020, je

835719518847 | Tako kot sem vam svetovala na našem »zoom srečanju« - ne pozabite, da le s poslušanjem posnetkov lahko razvijate zmožnost slušnega razumevanja in govorjenja.

Učne liste lahko natisnete in prilepите ali prepіšete. Besedišče/slovarčke prepіšite. Vsakič, ko se delo navezuje na učni list, sledite oznakam, npr. ❶. Isto oznako poiščite na naslednjih straneh.



Naloga tega tedna je fotografija 61. strani v delovnem zvezku. Pošljite jo na darinkasmit2020@gmail.com.

Nalogo pripnite kot pdf datoteko.



Imejte se dobro.

Darinka Šmit Bahčič

Gradivo	Vsebina
	<p>V tem tednu nadaljujemo z obravnavo 6. enote – Under the sea. Brali boste besedilo o kroženju vode v naravi, utrjevali boste besedišče in vadili pisanje.</p> <p>Za začetek si poglej risanko. https://www.youtube.com/watch?v=nIkRu9LL4sk Je to običajna risanka?</p> <p>Nadaljuj z branjem v učbeniku.</p>
<p>Učbenik, str. 73</p> <p>UČNI LIST ❶</p>	<p>READING: Water</p> <p>Naloga 1: Najprej na sliki poišči naslednje: rain, river, sea, clouds.</p> <p>Nato klikni na  in poslušaj. S prstom sledi besedilu in shemi kroženja vode. Preveri, ali si pravilno pokazal na dež, reko, morje in oblačke.</p> <p>Besedilo glasno preberi. Potem še enkrat poslušaj in preveri, ali si besede pravilno izgovarjal.</p> <p>V zvezek prepisi naslov in nadaljuj z nalogo na učnem listu ❶.</p> <p>Naloga 2: Reading and listening</p> <p>Read and listen again, then write the sentences in order.</p> <p>Preberi in ponovno poslušaj besedilo. Nato v zvezek nariši skico kroženja vode. Potem napiši povedi v pravilnem zaporedju – opiši kroženje vode v naravi – učni list ❶.</p>
<p>Delovni zvezek, str 61</p>	<p>UTRJEVANJE</p> <p>Pozorno preberi navodila in reši vaji.</p> <p>Nato nalogo fotografiraj in jo kot pdf pošlji na moj e-naslov.</p>
<p>UČNI LIST ❷</p>	<p>UTRJEVANJE</p> <p>Vaje lahko rešiš na učnem listu ali pa na spletu – do njih dostopaš s kodo na zadnji platnici delovnega zvezka/učbenika.</p> <p>Preveri rešitve.</p>
<p>Naloga po lastni zbir</p> <p>UČNI LIST ❸ ali ❹</p>	<p>BRALNO RAZUMEVANJE</p> <p>Tokrat si težavnost naloge izberi sam, če želiš, lahko rešiš tudi obe: ❸ in ❹</p>
<p>Če želiš ...</p> <p>Spletna stran</p>	<p>... si poglej tudi https://www.youtube.com/watch?v=ncORPosDrjI</p>
	<p>Za ta teden si tako opravil/a vse naloge. Vadi tisto, kar ti je najtežje.</p> <p>Veliko uspeha!</p>

1

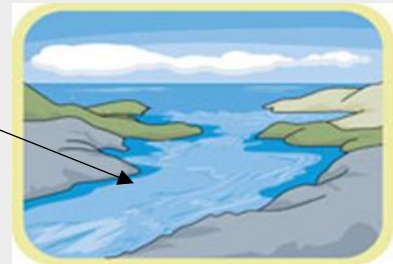
WATER

Vocabulary

Prevedi besede v slovenščino ali angleščino. Lahko si pomagaš s spletnim slovarjem in/ali rešitvami, vendar poskusi čim več besed prevesti sam.

lots of - _____ - voda
 sea - _____ - reka
 a glacier - _____ /glæsiə(r)/
 underground - _____ - oblak
 to rain (it rains) - _____ (_____)
 to fall - _____ - nebo
 rainwater- _____ - potok
 sunny- _____ - morska voda
 warm- _____ - gor
 leaves (a leaf) - _____ (_____) - rastline
 get cold - _____ turn to - spremeniti se v

an estuary - estuarij /estjuəri/
 - delno zaprto vodno telo ob obali, v katero se izliva ena ali več rek. Na eni strani je povezan z morjem. V njem se praviloma mešata sladka in morska voda, kažejo se vplivi plimovanja.
 a habitat - življenjski prostor



Učbenik, str 73/2: Reading and listening

Read and listen again, then write the sentences in order.

Preberi in ponovno poslušaj besedilo. Nato v zvezek nariši skico kroženja vode. Potem napiši povedi v pravilnem zaporedju – opiši kroženje vode v naravi.

Številke od 1 do 6 napiši na ustrezen del skice, npr: 1 - Water falls from the sky. - številko 1 napiši na del slike, ki prikazuje dež.

1 Water falls from the sky.

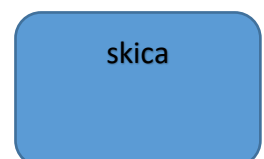
2 _____

3 _____

4 _____

5 _____

6 _____



2 UTRJEVANJE

1. Look, read and choose. Glej slike in izberi pravi odgovor.



1. There is _____ in rivers and seas.

- water
- snow
- food



2. There is water in glaciers and underground. There is water in _____.

- plants
- clouds
- trees



3. When it rains, water falls from the sky. The rainwater goes into _____.

- streams
- parks
- houses




4. The stream water goes into _____. Then the river water goes into the sea.

- towns
- showers
- rivers



5. When it's sunny, the seawater gets warm. Some water goes up into the _____. It makes clouds.

- sky
- clouds
- mountains



6. When the clouds go up into the sky, they get cold. The clouds turn to water. Then it _____ again.

- is windy
- rains
- is sunny

2. Read and choose. Preberi in odkljukaj pravilne povedi.

There are rivers all over the world.

Lot of towns and cities are next to rivers.

Some animals live in and next to rivers.

Rivers start in forests.

The rainwater goes uphill.

Streams start in the mountains.

The river gets smaller and smaller.

The water goes into the sea.

3. Read the model text, then write. Preberi vzorčno besedilo in nato dopolni drugo besedilo.

Model Text:

There is water in rivers and seas.

The stream water goes into the rivers.

Some water from the sea goes up into the sky.

When the clouds get cold, it rains again.

Complete the text with suitable words. Dopolni besedilo z ustreznimi besedami. Prva črka je že zapisana.

When it **r**_____, water falls from the **S**_____.

Rain falls into **r**_____ and seas.

When it's sunny, the **S**_____ gets warm, it goes up in the sky and it makes

C_____.

3 Lažje besedilo in naloge

Reading

1 Answer the questions in your notebook.

Odgovore zapiši v zvezek.

- 1 When do you get up?
- 2 When do you have breakfast?
- 3 When do you have lunch?
- 4 When do you have dinner?
- 5 When do you go to bed?

2 Read the text. What is Suzy's favourite dinner?

Preberi besedilo. Kaj Suzy najraje je za večerjo?

MyBlog by Suzy James

My mum

My mum is fantastic! She gets up at six o'clock and walks me and my brother to school at eight o'clock. Then she goes to work on the bus. She has a busy day at work and she has lunch at her desk. Then at four o'clock she gets me and my brother from school and she helps me with my school work. She cooks and we all have dinner at five o'clock. On Fridays we have pizza – it's my favourite dinner. I go to bed at eight o'clock and mum goes to bed at ten o'clock – she has a long day.



Vir: <https://folio.rokus-klett.si/?credit=SuperMinds2DOD&pages=1> (18. 5. 2020)

3 Read the text again. Choose the correct words.
Ponovno preberi besedilo. Izberi pravilne besede.

- 1 Mum gets up at six / eight o'clock.
- 2 She walks / goes by bus to work.
- 3 She has lunch at work / one o'clock.
- 4 She works some more / helps Suzy with her work at home.
- 5 Mum has / They have dinner at five o'clock.
- 6 Suzy / Mum goes to bed at ten o'clock.

Writing

1 Write notes about your mum or dad in your notebook. Use the words from the box. V zvezek si naredi zapiske o svoji mami ali očetu. Uporabi besede iz okvirja.

get up have breakfast go to work have lunch
start work leave work get home watch TV go to bed

... gets up at ...

The writing process

Make notes. Choose your best ideas from your notes.

2 Read through your notes from Exercise 1. What are the best ideas for your blog post? Preberi svoje zapiske iz naloge 1. Katere zamisli so najboljše za objavo v tvojem spletnem dnevniku?

3 Write about your mum or dad. What does she/he do? Piši o svoji mami ali očetu. Kaj počne?

4 Težje besedilo in naloge

Culture

Daily routine in Spain



Spanish people get up in the morning and go to work like everyone else, but when they eat is a little different. Cafés are very busy at about 11 when people stop for a coffee and a snack. In cafés people often eat snacks called *tapas*. Another popular thing to eat is a fried pastry called *churros*. People have them with a cup of hot chocolate.



People usually eat lunch at around 2 o'clock. Then there is a long break in the afternoon. Shops are often shut at this time. In the past, this was the time for the *siesta* – the afternoon sleep. But modern life is too busy for that.



After the afternoon break, work begins again at around 4.30. It goes on until 8 or 9. Spanish people have their evening meal at around 9 o'clock in the evening. Eating meals with the family is very important in Spain.



Spanish people usually go to bed late. Visitors are often surprised to see children out in cafés very late in the evening, but this is normal in Spain.

FUN FACT

People in Spain have a snack between lunch and dinner called *merienda*.

Vir: <https://folio.rokus-klett.si/?credit=SuperMinds2DOD&pages=1> (18. 5. 2020)

1 Read the text. Are the sentences true (T) or false (F)?
Preberi besedilo. So povedi pravilne (T) ali napačne (F)?

- 1 People don't go to cafés in the morning. F
- 2 People stop working in the afternoon.
- 3 The break in the afternoon is short.
- 4 Spanish people have their evening meal quite early.
- 5 Eating with the family is a big part of Spanish life.
- 6 Children often go to bed late in Spain.

2 Read the text again. Match the words with the definitions.
Ponovno preberi besedilo. Poveži besede z opisi.

- | | | | |
|---|---------|---|---|
| 1 | pastry | a | something small to eat, for example a piece of fruit |
| 2 | meal | b | a short period of time when you don't work |
| 3 | break | c | we usually have three a day, for example breakfast, lunch, dinner |
| 4 | snack | d | the part of the day between the afternoon and the night |
| 5 | evening | e | a small cake, often very sweet |

3 Write in your notebook. Describe your family's daily routine.
Answer the questions. V zvezek opiši dnevno rutino v svoji družini.
Odgovori na vprašanja.

- 1 What time does your family get up?
- 2 What does your family have for breakfast?
- 3 When does your family have lunch?
- 4 When does your family finish work and school?
- 5 What time does your family go to bed?